



Sheer
Driving Pleasure



THE NEW BMW M2 COUPÉ.



THE NEXT
100 YEARS 



The BMW brand celebrated its 100th anniversary in 2016. Find out more at www.next100.bmw

NEW



DIGITAL DISCOVERY: THE NEW BMW BROCHURES APP.

More information, more driving pleasure: The new BMW brochures app offers you a brand new digital and interactive BMW experience. Download the BMW brochures app for your smartphone or tablet now and explore new perspectives of your BMW.

Internet use may incur costs, depending on your mobile contract.



SMALL WONDER. THE NEW BMW M2 COUPÉ.

THE MODEL SHOWN.

- 04 BMW M2 COUPÉ:** M TwinPower Turbo inline 6-cylinder petrol engine, 272 kW (370 hp), 19" light alloy wheels Double-spoke style 437 M with mixed tyres, black, Long Beach Blue metallic exterior colour, seats in black Dakota leather with blue contrast stitching, Carbon Fibre interior trim finishers.

Fuel consumption and CO₂ emission figures are dependent on tyre format and selected special equipment (higher figures refer to models with optional wheels). Further information on fuel consumption and CO₂ emissions can be found on pages 40 | 41 or consult your BMW partner.

INNOVATION AND TECHNOLOGY.


- 22 M TWIN POWER TURBO ENGINE:** Maximum power, maximum efficiency.
- 24 EFFICIENT ENERGY MANAGEMENT AND M-SPECIFIC DESIGN:** World-class engineering.
- 26 CHASSIS:** A solid foundation for superior driving dynamics.
- 28 BMW CONNECTED DRIVE/BMW PERSONAL COPILOT:** Digital Services & Driver Assistance.

INDIVIDUALITY AND CHOICE.

- 32 EQUIPMENT:** BMW M2 Coupé equipment highlights, including wheels and tyres.
- 38 COLOURS:** Exterior and interior colours.
- 40 TECHNICAL DATA:** Weight, engine, transmission, performance, fuel consumption, wheels and technical drawings.
- 42 BMW SERVICE:** BMW Service, BMW Financial Services and the BMW brand experience.

UNLEASHED.

SHORT AND SENSATIONAL.



No more compromises. Just more of everything. More aggressive forward thrust coupled with the highest possible agility. More dynamic design, inspired by an epic racing history. And a driving feel that ramps up the pulse rate, taking motor sport to the street as only M knows how. The new BMW M2 Coupé.





THE EPITOME OF POWER.
UNDERScoreD BY PERFECT LINES.



Adrenaline rush. This car's design is as jaw-dropping as its performance. Three-way air inlets with trapezoid blades evoke famous front spoilers from motor racing history. M double-spoke wheels that combine purism and sporting appeal provide a tantalising glimpse of the high-performance brake system. Viewed from the side, sculpted side sills and typical M gills add further evidence that this compact race car dominates the road.







Going beyond the limits? It's a question of confidence. And the new BMW M2 Coupé has more than enough of that. Rightly so: up to 500 Nm of torque creates a level of dynamic performance that clearly demonstrates the iconic motor sport credentials. Engineering highlights such as the extremely stiff body, lightweight construction front and rear axles and a specially adapted M suspension make something else abundantly clear: this car determines how high the bar is set.

**BENDS CAN BE
SO MUCH FUN.**





THE ONLY THING PRECEDING IT IS ITS REPUTATION.

Adrenaline in motion. Torquey and extremely smooth, the 272 kW (370 hp) M TwinPower Turbo in-line six-cylinder petrol engine and the optional seven-speed M Double Clutch Transmission accelerate the new BMW M2 Coupé from 0 to 100 km/h in just 4.3 seconds. The experience is accompanied, naturally, by a deep and rich engine note. This can be heard inside, too, creating an authentic motor sport atmosphere, which is further enhanced by carbon and Alcantara trim and Black Dakota leather.






CONTROL FREAK.

Complete abandon, maximum control: The new BMW M2 Coupé.
Precise handling. Inexhaustible power reserves. A characteristic M design.
Race track performance, with immediate feedback turning each second
into a moment of exhilaration. In total: a compact racing machine that unleashes
maximum passion from the word go.





INNOVATION AND TECHNOLOGY.

M TWIN POWER TURBO ENGINE: Maximum power, maximum efficiency.

EFFICIENT ENERGY MANAGEMENT AND M-SPECIFIC DESIGN: World-class engineering.

SUSPENSION: Innovative systems for more driving pleasure.

BMW CONNECTED DRIVE: Digital services & apps.

BMW PERSONAL COPILOT: Intelligent driver assistance systems.

M TwinPower Turbo engine.

Maximum power, maximum efficiency.

Thanks to BMW TwinPower Turbo technology, the innovative new generation of BMW petrol and diesel engines from the BMW EfficientDynamics engine range can deliver an agile performance and excellent responsiveness even at low engine speeds, all while being exceptionally fuel efficient and low in emissions. Increased efficiency and optimal dynamics guarantee noticeably more intense driving pleasure.



M TWIN POWER TURBO INLINE 6-CYLINDER PETROL ENGINE.

The M TwinPower Turbo inline 6-cylinder petrol engine features superior power delivery, silky smooth running and an exceptional performance. Not only that, but the brawny 3.0-litre engine emits a captivatingly sporty sound as it goes about its work. Thanks to an oil system with a return pump, the engine is always fed precisely the right amount of oil, even during maximum longitudinal and latitudinal acceleration on a racetrack.



BMW M2 COUPÉ.

- M TwinPower Turbo 6-cylinder petrol engine with an output of 272 kW (370 hp) and a maximum torque of 465 Nm (plus 35 Nm Overboost)
- Acceleration 0–100 km/h: 4.5 [4.3] sec
- Top speed: 250 km/h (electronically limited)
- Combined fuel consumption: 8.5 [7.9] l/100 km¹
- Combined CO₂ emissions: 199 [185] g/km¹

¹ Fuel consumption and CO₂ emissions are dependent on the selected wheel and tyre size. For further information please see pages 40/41 or contact your BMW partner.

Values in [] are for the BMW M2 Coupé with M DCT (M double-clutch transmission).

Efficient energy management and M-specific design.

World-class engineering.

Optimised aerodynamics contribute to increasing efficiency, as does BMW EfficientLightweight, which simultaneously lowers weight and increases vehicle rigidity by using the right materials for the right parts. The vehicle's design language is inspired by high-performance race cars. Distinctive visual characteristics like the wide track, muscular wheel arches and confident stance underscore the vehicle's power, precise control and superior handling.



BMW M engineers are engaged in continuous research to develop intelligent vehicle concepts, and design special drive components and body elements for M automobiles. The result is exceptional performance combined with impressive efficiency.

Shift gears without losing power, using the clutch or slowing down: the optional **7-speed M double-clutch transmission with Drivelogic**. Gears can be changed automatically or manually using the gearshift paddles on the steering wheel, or the gear lever. Launch Control guarantees maximum acceleration from a standing start.

The **Automatic Start/Stop function** switches off the engine when the vehicle comes to a temporary standstill (e.g. at traffic lights or in a traffic jam) to further reduce overall fuel consumption. When the driver presses down on the clutch (manual transmission) or takes their foot off the brake (M DCT), the engine automatically starts up again in a fraction of a second.



With **Brake Energy Regeneration**, the alternator generates electricity primarily when the driver brakes or takes their foot off the accelerator. Previously unused kinetic energy is thereby transformed into electrical energy and fed into the battery.

The **Lightweight front axle** and the **Lightweight rear axle** reduce unsprung mass to optimise driving dynamics, traction and suspension comfort. The Lightweight front axle optimises the axle load distribution, ensuring neutral driving characteristics and better control in difficult driving situations. The Lightweight rear axle helps to reduce the vehicle's weight, improving agility, dynamics and acceleration.

The striking **M kidney grille** with "M2" logo dominates the dynamic M-style design of the front end. The high-gloss Black double slats take a visual cue from the characteristic Double-spoke style of the M light alloy wheels.

The **side skirts**, which have been specifically designed to be wider, connect the characteristic M flared wheel arches on the front and rear axles, while visually accentuating the athletic pedigree and agile driving characteristics of the vehicle.

The **Twin tailpipes** with a chrome trim bear visible and audible testament to the vehicle's sporty performance.

Chassis.

A solid foundation for superior driving dynamics.

Conventional rules don't apply to the BMW M2 Coupé. Developed in-house by BMW M GmbH, it fully embodies the M philosophy, offering a perfect synthesis of superb performance and everyday usability. The sophisticated M high-performance chassis, re-designed from the ground up, is at the core of this compelling proposition.



Intelligent integration of chassis components and control systems ensures outstanding agility and dynamic performance coupled with maximum precision and control, for an exhilarating and authentic driving experience.

The **Active M Differential** optimises traction and driving stability when changing lanes or accelerating out of curves, when making curves at high speeds or on roads with uneven surfaces. Traction is optimised via an electronically controlled device that reduces the difference in revolution speed between the rear wheels.

The **M Dynamic Mode**, a sub-function of Dynamic Stability Control (DSC), allows for highly dynamic driving. While the DSC works against understeer and oversteer, the M Dynamic Mode enables the full exploitation of the car's maximum longitudinal and lateral dynamic potential. However, access to the driving support offered by DSC is retained.

M Servotronic adjusts the power steering to suit the current speed and ensures a direct and precise steering response even at high speeds. It also ensures supreme comfort by minimising the physical effort required for steering, as well as maximising agility when parking, manoeuvring or navigating narrow or twisting roads.



Thanks to the use of different materials, **M compound brakes** achieve outstanding deceleration values and are extremely stable and highly durable. They also weigh less, which has a positive impact on agility, dynamics and acceleration. The Blue metallic brake callipers with the M logo are the hallmark of these high-performance compound brakes.

The **Driving Experience Control** lets the driver choose between the standard engine and transmission settings of COMFORT mode, the dynamic SPORT mode, or the SPORT+ mode, which pushes dynamic driving to the limits.

BMW ConnectedDrive and BMW Personal CoPilot.

www.bmw.com/connecteddrive

REGISTERS UP TO **360** DEGREES
OF THE VEHICLE'S SURROUNDINGS.

Enjoy the greatest convenience and the highest level of safety with the BMW Personal CoPilot. Whether it's for driving, parking or visibility, you can rely on BMW Personal CoPilot driver assistance systems in every situation.

The most cutting-edge systems, such as radar, ultrasound and cameras, dependably monitor the vehicle's surroundings, forming the basis for intelligent driver assistance systems. Either activated when desired, or as emergency assistance in the background – BMW Personal CoPilot assistance systems make every drive in your BMW even safer and more enjoyable.

CONNECTED
FOR OVER **40** YEARS.

Focused on the future – from the very beginning. By the 1970s, BMW had already made headway in connected mobility. Another milestone of the digital future was surpassed in 1999: vehicles with built-in SIM cards. Then came the first online functionality, Google Services and innovative display systems such as the BMW Head-Up Display. Throughout this process, the desires of the customer have always taken centre stage. As the first premium automobile manufacturer,

BMW makes it possible to book and pay for services flexibly via the BMW ConnectedDrive Store, in the vehicle or on a computer at home. And with the introduction of BMW Connected and the Open Mobility Cloud, BMW is taking the next steps into the future of mobility.

MORE THAN **20** SERVICES AND APPS
IN THE BMW CONNECTED DRIVE STORE.

The ConnectedDrive Services equipment forms the basis for intelligent BMW ConnectedDrive functions, as well as for the integration of selected smartphone apps. This equipment also provides access to the BMW ConnectedDrive Store, in which services and apps can be ordered and extended easily, any time and anywhere to suit the user's individual requirements – for example with the Concierge Service or Online Entertainment, which turn every drive into a convenient and entertaining experience.

IN TOUCH **24/7**
WITH BMW CONNECTED.

What would it be like if you were never late again? What if your BMW already knew your preferred destinations? How would you like reliable navigation, whether you're sitting in your vehicle or not? BMW Connected provides you with the information you want, when and where you want it. BMW Connected is a personal mobility assistant which facilitates your everyday mobility and aids you in reaching your destinations relaxed and on time. With the BMW Connected app, mobility-relevant information such as recommendations for optimal departure times are available at any time via smartphone or smartwatch and can be seamlessly transmitted to the car.

The BMW M2 Coupé – Digitally connected for more infotainment and comfort.

APPLE CARPLAY PREPARATION

Preparation for Apple CarPlay® supports the convenient and wireless use of a selected iPhone® functions in the vehicle. This allows smartphone content, along with functions such as music, iMessages/text messages, telephony, Siri, navigation and selected third-party apps to be displayed and operated via the vehicle's user interface and via Voice control^{1,2}.

BMW M LAPTIMER APP

With the BMW M laptimer app³, driving data from the racetrack can be accurately recorded and then analysed with the aim of improving driving performance. The information, in categories such as accelerator position, steering angle, G-force and best lap time, can be posted as a snapshot to social media or sent by email.

ONLINE ENTERTAINMENT

With Online Entertainment^{1,4}, a flat-rate account can be opened with any BMW music partner, such as Napster or Deezer, which can also be used with any other device supported by the provider. That means unlimited access to over 30 million songs.

DRIVING ASSISTANT

Driving Assistant⁵ combines the Lane Departure Warning and Approach control warning systems. When travelling at speeds between 10 and 60 km/h, the Approach control and person warning with light city braking function issues a warning if there is a risk of collision with vehicles or pedestrians, and brakes the vehicle in the event of an emergency. At speeds above approx. 70 km/h, the Lane Departure Warning draws the driver's attention to an unintentional lane change by means of slight vibrations of the steering wheel.

¹ Only available in conjunction with ConnectedDrive Services.
² Compatibility with Apple CarPlay® and the range of iPhone® functions depends on the model year of the iPhone® and the software installed. This information is available from mobile phone manufacturers. When the Apple CarPlay® preparation is in use, selected vehicle data is transferred to the user's iPhone. The mobile phone manufacturer is responsible for further data processing.

³ Download the BMW M laptimer app from the App Store and experience the dynamics of your BMW M2 Coupé from an entirely new perspective. For more information, please contact Customer.Service@bmw.com
⁴ The use of a flat-rate for music provided by a BMW music partner is dependent on the conditions of the relevant partner.
⁵ Function may be limited in darkness or in fog.



INDIVIDUALITY AND CHOICE.

EQUIPMENT: BMW M2 Coupé equipment highlights, including wheels and tyres.

COLOURS: Exterior and interior colours.

TECHNICAL DATA: Weight, engine, transmission, performance, fuel consumption, wheels and technical drawings.

BMW SERVICE: BMW Service, BMW Financial Services and the BMW brand experience.



THE NEW BMW M2 COUPÉ.



[01 | 03] The new BMW M2 Coupé in the optional Long Beach Blue metallic exterior colour combines breathtaking design and sporting appeal.


[02] The new BMW M2 Coupé is characterised by hallmark M driver orientation and premium craftsmanship. The centre console is slightly inclined towards the driver for perfect ergonomics, while the 8.8" Control Display provides an overview of all relevant information.

[04] The Sport seats reflect the exterior's athleticism in the interior. The driver's seat and the front passenger seat feature Black Dakota leather upholstery with Blue contrast stitching and an embossed M logo on the backrest.

[05] 19" M light alloy wheels Double-spoke style 437 M with non-run-flat mixed tyres, gloss-lathed, forged, black, front 9 J x 19 with 245/35 R 19 tyres, rear 10 J x 19, with 265/35 R 19 tyres.

EQUIPMENT HIGHLIGHTS.

■ Standard equipment □ Optional equipment ○ Accessories



[01] The M kidney grille with high-gloss Black double slats and “M2” logo emphasises the M-style design of the car’s front end.

[02] Adaptive LED headlights with low-beam and high-beam headlights include Adaptive headlights and a high-beam assistant, among other things.

[03] The classic M front apron, painted in the body colour, extends downwards and has large air inlets.

[04] The Twin tailpipes with a chrome trim bear visible and audible testament to the vehicle's sporty performance.

[05] The wide M-specific rear apron with the characteristic two twin tailpipes.

[06] The striking, characteristic M gills element highlights the car's athletic pedigree.

[07] M door sill finishers with the M designation on chrome-plated inserts in the front sills emphasise the vehicle's athletic ambitions.

[08] 19" M light alloy wheels Double-spoke style 437 M with non-run-flat mixed tyres, gloss-lathed, forged, black, front 9 J x 19 with 245/35 R 19 tyres, rear 10 J x 19, with 265/35 R 19 tyres.

[09] The M rear spoiler emphasises the car's athletic contours and reduces lift.

[10] BMW Individual high-gloss Shadow Line includes trim strips, window recess finishers as well as mirror caps and base in Black high-gloss.

[11] Thanks to the use of different materials, M compound brakes achieve outstanding deceleration values and are extremely stable and highly durable.

[12] The M TwinPower Turbo inline 6-cylinder petrol engine with “Powered by M” lettering on the engine cover.

[13] The striking BMW M Performance front grille in high-gloss Black radiates power and resolute purpose.

[14] The BMW M Performance exhaust system creates the ultimate engine sound, while the carbon diffuser and tailpipes add strong visual accents.

EQUIPMENT HIGHLIGHTS.

■ Standard equipment □ Optional equipment ○ Accessories



[01] The Instrument cluster with extended contents: includes Info Display for the presentation of navigation instructions and various controls.

[02] The M leather steering wheel in Double-spoke style with the M emblem features chrome detailing and colour contrast stitching.



[03] The driver-orientated centre console, with the shift lever for the M Double Clutch Transmission and the Driving Experience Control switch, offers perfect ergonomics for a dynamic driving experience.

[04] The BMW M Performance steering wheel II (with Race Display) with its open-pored carbon trim and Alcantara cover exudes uncompromising athleticism.

[05] The optional M double-clutch transmission with Drivelogic boasts traction-optimised automatic gear selection, Launch Control, Low Speed Assistance, as well as an Automatic Start/Stop function.

[06] The BMW M laptimer app¹ precisely records racetrack driving data such as accelerator position, steering angle, g-force and best lap time.



[07] The Sport seats for driver and front passenger feature optimum support and various adjustment options, including backrest width.

[08] The Navigation system Professional² includes a hands-free facility, a USB interface and the Radio BMW Professional, among other things.

[09] The electrical seat adjustment is easy to use and the memory function allows users to save their preferred settings for the seat and exterior mirrors.



[10] The M seat belts with belt tensioner and belt force limiter³ boast an exquisite woven highlight in the classic M colours.

[11] Carbon fibre interior trim with Pearl-Gloss Chrome accent line.

[12] The centre console features the Driving Experience Control, the M gear lever and an upholstered knee pad for the driver.



[12] The centre console features the Driving Experience Control, the M gear lever and an upholstered knee pad for the driver.

[13] The M designation beneath the headrests of the Sport seats expresses the athleticism of the vehicle.

[14] The HiFi loudspeaker system Harman Kardon with external 360 watt amplifier in the luggage compartment consists of 12 speakers including two central subwoofers.

¹ Download the BMW M laptimer app from the App Store and experience the dynamism of your BMW M2 Coupé from an entirely new perspective. Further information is available from Customer.Service@bmw.com

² As part of BMW ConnectedDrive, in selected European countries, the system automatically updates maps for three years up to four times per year.

³ Expected to be available from Q4 2017.

EXTERIOR COLOURS.



■ **Non-metallic** 300 Alpine White



□ **Metallic** C16 Long Beach Blue



□ **Metallic** B39 Mineral Grey



□ **Metallic** 475 Black Sapphire

INTERIOR COLOURS.

■ Standard equipment □ Optional equipment



UPHOLSTERY COLOURS



■ **Dakota leather** LCNL Black with contrast stitching in Blue

HEADLINER



■ **BMW Individual headliner** 775 Anthracite



INTERIOR TRIMS



■ **4MC Open-pore Carbon**, Pearl-Gloss Chrome accent line

INTERIOR COLOURS



■ **Black**

Optional and standard equipment vary according to country.

[Colours] The colours printed above are intended to provide you with a first impression of paints and materials available for your BMW. Experience has shown, however, that printed images of paint, upholstery and interior trim colours cannot faithfully reproduce the actual appearance of the originals. We recommend therefore that you consult your BMW partner who will be able to show you original samples and assist with special requests.

	BMW M2 Coupé	

Weight			
Unladen EU¹	kg	1570 [1595]	
Max. permissible	kg	2010 [2010]	
Permitted load	kg	515 [490]	
Luggage compartment capacity	l	390	

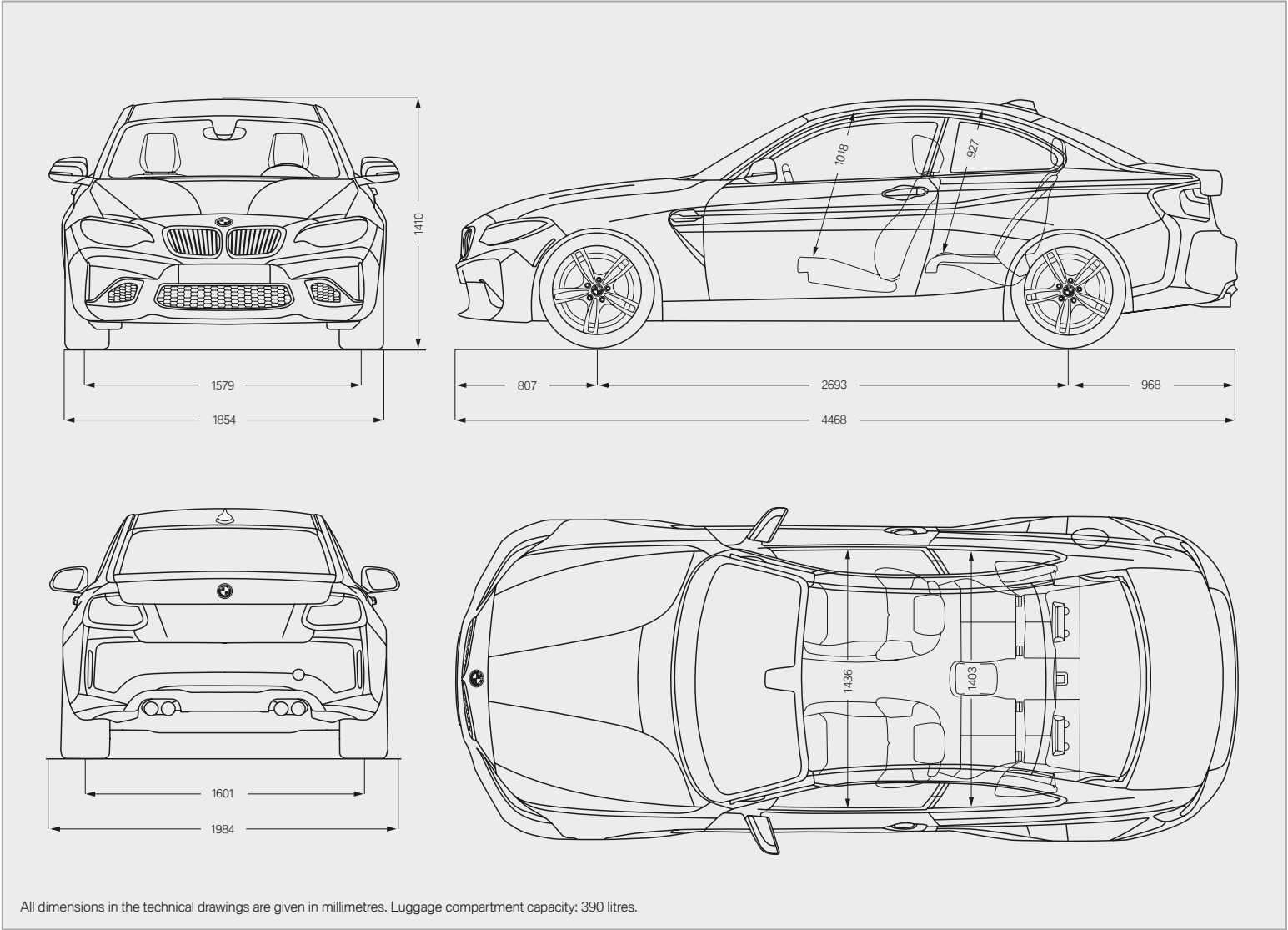
Engine², ³			
Cylinders/valves		6/4	
Capacity	cc	2979	
Max. output/engine speed	kW (hp)/rpm	272 (370)/6500	
Max. torque/engine speed	Nm/lpm	500⁵/1400 – 5560	

Power transmission	
Drive configuration	Rear-wheel
Standard transmission	Six-speed manual

Performance		
Top speed	km/h	250⁴
Acceleration 0–100 km/h	s	4.5 [4.3]

Fuel consumption², ³		
Urban	l/100 km	11.6 [10.5]
Extra-urban	l/100 km	6.7 [6.4]
Combined	l/100 km	8.5 [7.9]
CO₂ emissions, combined	g/km	199 [185]
Tank capacity, approx.	l	52

Wheels	
Tyre dimensions front/rear	245/35 ZR 19/265/35 ZR 19
Wheel dimensions front/rear	9 J x 19/10 J x 19
Material	light alloy



¹ Figures quoted are based on a 90% full tank and a driver weight of 75kg. Unladen weight applies to vehicles with standard equipment. Optional equipment may increase actual vehicle mass.

² The engine is designed for the use of RON 98 fuel or higher. It may be run on fuel grades down to RON 91 with a decrease in power.

³ The engine complies with the EU6 emission standard. Fuel consumption figures are determined according to the ECE driving cycle, which consists of approximately one-third urban and two-thirds extra-urban driving (based on the distance covered). CO₂ emissions are measured in addition to fuel consumption. Optional

equipment may increase these figures. Fuel consumption and CO₂ emissions figures are dependent on tyre format and selected special equipment (higher figures refer to models with optional wheels). For further information on fuel consumption and CO₂ emissions please consult your BMW partner.

⁴ Electronically limited.

⁵ Including 35 Nm of overboost.

Figures in [] apply to the BMW M2 Coupé with M DCT.

WELL TAKEN CARE OF WITH BMW SERVICES:

When you buy a BMW, you can look forward to superb service and comprehensive customer care. For example, the **Condition Based Service** independently tracks both service fluid levels and the condition of parts subject to wear and then notifies you in the display when the vehicle requires servicing. So you only need to go to your BMW service partner when it's really necessary. When you do go, our

BMW SERVICE.



BMW Service Packages*: Individual and stress-free, just for you. Individual, well-thought-out servicing solutions carefully tailored to you and your vehicle. With one-off, predictable costs, BMW Service Packages give you complete peace of mind, so you can enjoy owning a BMW to the very fullest. Whether it's fresh from the showroom or already well-travelled – there's a BMW Service Package for every phase of your vehicle's life. All bringing you maximum quality, expertise and value retention, always at reasonable, transparent rates. And always carefully tailored to you and your BMW. Find out just how stress-free truly individual service can be! www.bmw.com/serviceinclusive



BMW Mobile Service*: This service is there for you day and night. As soon as you call, we spring into action, and take care of everything that may need doing after an accident or breakdown, with specially trained technicians working – on site or via telephone – to get your car back on the road. We offer comprehensive, country-specific mobility packages for breakdowns, and insurance that covers you in the event of an accident or theft. So if anything untoward does happen, simply call up the BMW accident hotline and we'll go to work. We'll take care of calling the emergency services, a tow truck, a replacement car, notifying your insurance company and much more. For further information please visit www.bmw.com



BMW TeleServices*: With Condition Based Service, you'll be automatically reminded of your next necessary service appointment on the vehicle screen. Provided you've consented, key vehicle data will be relayed to BMW automatically for analysis. Your assigned BMW service partner will access the information and contact you free of charge to make a service appointment as and when necessary. To access BMW Teleservices, the vehicle must be equipped with the optional Intelligent Emergency Call or ConnectedDrive Services. The service can be deactivated at any time you so desire, and you can change your service partner in the iDrive menu or ConnectedDrive portal. Find out more at www.bmw.com/teleservices



BMW Financial Services*: Mobility solutions to meet your needs. BMW Financial Services provides you with attractive leasing, finance and insurance options. To find out more, see the price list or go to www.bmwfs.com. Your BMW partner will also be glad to draw up an individual offer for you in person.

THE BMW EXPERIENCE.



BMW TV*: www.bmw.tv enables you to experience the BMW brand in all its diversity. Features, portraits and background reports provide you with information on automobiles, innovations, sports and lifestyle topics.



BMW Driving Experience: The better you control your BMW, the more enjoyment you will derive from driving it. Use our training courses to learn for yourself what it means to reach a car's physical limits on various types of surfaces, and what you have to do to control your vehicle even in extreme situations. For further information please visit www.bmwdrivingexperience.com



BMW Welt: Picking up a car at BMW Welt has always ranked among the best moments for any driver. Turn this moment into one whole unforgettable day: experience the handover of your new BMW as just one part of a programme of activities perfectly tailored to your interests. At BMW Welt, the BMW Group plant, the BMW Museum, the BMW Group headquarters and the BMW Group Classic all combine to provide you with a great experience of an exciting history, a breathtaking present – and spectacular visions for the future. Find out more at www.bmw-welt.com/en



BMW Magazine: In BMW Magazine, experience the newest BMW models in front of stunning backdrops. Discover new design trends, travel destinations and the richness of modern life. Encounter people with visionary ideas who are changing the world. Find out more at www.bmw.com/magazine

* May not be available in all countries. Please consult your BMW partner.



SHAPING THE FUTURE – RESPONSIBLY.

In 2016, the BMW Group was once more listed in the Dow Jones Sustainability Index as the most sustainable automotive company worldwide. This makes BMW Group the only company in the automotive industry to be listed without interruption since the index was established. The development of efficient vehicle concepts and environmentally friendly production processes, including recycling, is an integral part of our philosophy. BMW EfficientDynamics and electric vehicles have enabled us to cut CO₂ emissions from our European new-vehicle fleet by more than 40% since 1995. We have also reduced the amount of resources used in production, such as water and energy, by 34% between 2006 and 2016, with a reduction to 45% of previous levels aimed at for 2020. In terms of other resources (such as volatile organic compounds, process wastewater and waste) our 45% target was met in 2014, and we will continue to work on further improvement. Production at our engine plant in Steyr has been waste-water free since 2007. And of course, at the end of its service life, every one of our vehicles can be easily and economically recycled. To return your end-of-life vehicle, please contact your BMW partner. For more information on this issue please visit our website.

www.bmw.com/EfficientDynamics
www.bmwgroup.com/responsibility
www.bmw.com/recycling



**Sheer
Driving Pleasure**

The models illustrated in this brochure show the equipment and configuration options (standard and optional) for vehicles produced by BMW AG for the German market. Alterations in standard and optional equipment and the configurations available for the different models, as described in this brochure, may occur after 17/03/2017, the date when this brochure went to press, or according to the specific requirements of other markets. Your local BMW Partner is available to provide further details. Subject to alteration in design and equipment.

© BMW AG, Munich/Germany. Not to be reproduced wholly or in part without written permission of BMW AG, Munich.

4 11 001 260 202 2017 BM. Printed in Germany 2017.